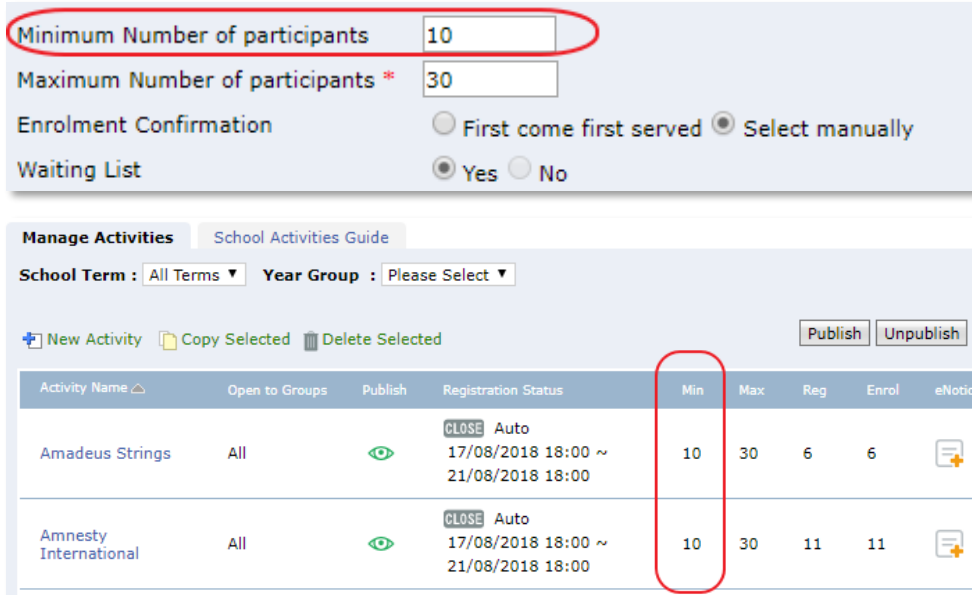
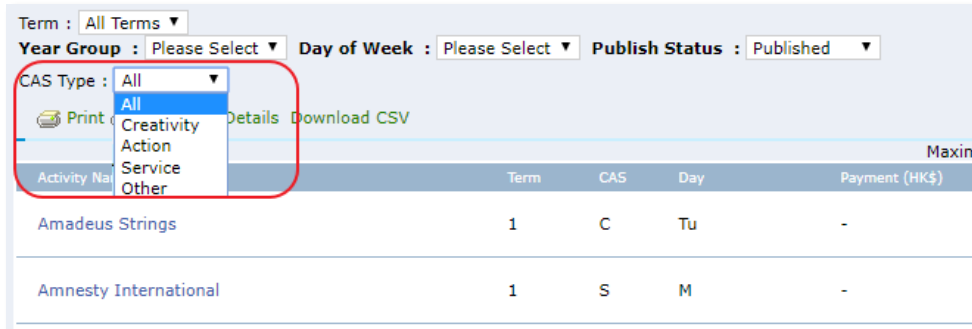
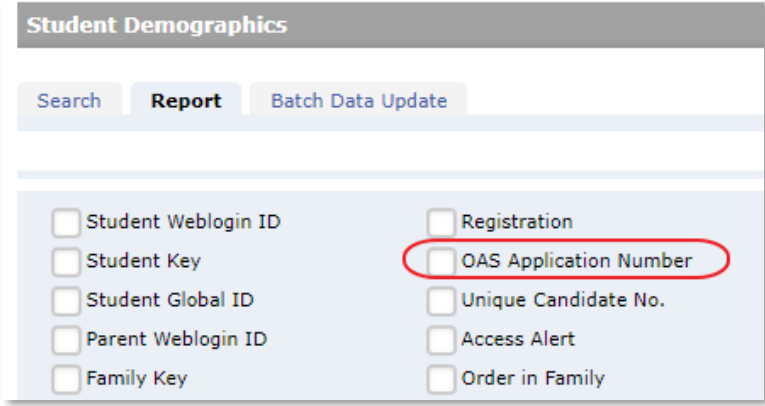
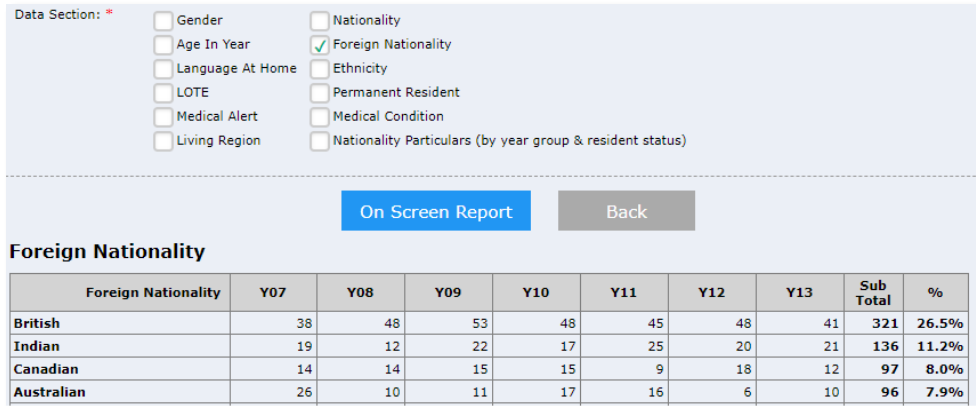


Gateway Development Update – August 2018

This document includes the latest important Gateway update. SGM/SGA please help notify your school key users affected by the update.

1. Activities	Activities Coordinator/Administrator																											
<ul style="list-style-type: none"> ○ Add an option to activities setting to capture the minimum number of participants for the activities. Once input, it will be displayed on the list to give user a quick idea, i.e. if the Reg column is less than the Min then the leader may decide not to run the activity. 	 <p>Activities Coordinator/Administrator</p> <p>Minimum Number of participants: 10 Maximum Number of participants*: 30 Enrolment Confirmation: <input type="radio"/> First come first served <input checked="" type="radio"/> Select manually Waiting List: <input checked="" type="radio"/> Yes <input type="radio"/> No</p> <p>Manage Activities School Activities Guide</p> <p>School Term: All Terms Year Group: Please Select</p> <p>+ New Activity Copy Selected Delete Selected Publish Unpublish</p> <table border="1"> <thead> <tr> <th>Activity Name</th> <th>Open to Groups</th> <th>Publish</th> <th>Registration Status</th> <th>Min</th> <th>Max</th> <th>Reg</th> <th>Enrol</th> <th>eNotic</th> </tr> </thead> <tbody> <tr> <td>Amadeus Strings</td> <td>All</td> <td></td> <td>CLOSE Auto 17/08/2018 18:00 ~ 21/08/2018 18:00</td> <td>10</td> <td>30</td> <td>6</td> <td>6</td> <td></td> </tr> <tr> <td>Amnesty International</td> <td>All</td> <td></td> <td>CLOSE Auto 17/08/2018 18:00 ~ 21/08/2018 18:00</td> <td>10</td> <td>30</td> <td>11</td> <td>11</td> <td></td> </tr> </tbody> </table>	Activity Name	Open to Groups	Publish	Registration Status	Min	Max	Reg	Enrol	eNotic	Amadeus Strings	All		CLOSE Auto 17/08/2018 18:00 ~ 21/08/2018 18:00	10	30	6	6		Amnesty International	All		CLOSE Auto 17/08/2018 18:00 ~ 21/08/2018 18:00	10	30	11	11	
Activity Name	Open to Groups	Publish	Registration Status	Min	Max	Reg	Enrol	eNotic																				
Amadeus Strings	All		CLOSE Auto 17/08/2018 18:00 ~ 21/08/2018 18:00	10	30	6	6																					
Amnesty International	All		CLOSE Auto 17/08/2018 18:00 ~ 21/08/2018 18:00	10	30	11	11																					
<ul style="list-style-type: none"> ○ Add CAS Type filter to School Activities Guide 	 <p>Term: All Terms Year Group: Please Select Day of Week: Please Select Publish Status: Published</p> <p>CAS Type: All (highlighted) Creativity Action Service Other</p> <p>Print Details Download CSV</p> <table border="1"> <thead> <tr> <th>Activity Name</th> <th>Term</th> <th>CAS</th> <th>Day</th> <th>Payment (HK\$)</th> </tr> </thead> <tbody> <tr> <td>Amadeus Strings</td> <td>1</td> <td>C</td> <td>Tu</td> <td>-</td> </tr> <tr> <td>Amnesty International</td> <td>1</td> <td>S</td> <td>M</td> <td>-</td> </tr> </tbody> </table>	Activity Name	Term	CAS	Day	Payment (HK\$)	Amadeus Strings	1	C	Tu	-	Amnesty International	1	S	M	-												
Activity Name	Term	CAS	Day	Payment (HK\$)																								
Amadeus Strings	1	C	Tu	-																								
Amnesty International	1	S	M	-																								

<h3>2. Student Demographics</h3>	Student Data Manager/Administrator																																																		
<ul style="list-style-type: none"> ○ Allow export OAS Application No via the data export report function Demographics > Report 	 <p>The screenshot shows the 'Student Demographics' report configuration page. It has three tabs: 'Search', 'Report', and 'Batch Data Update'. Under the 'Report' tab, there are two columns of checkboxes. The 'OAS Application Number' checkbox is circled in red.</p>																																																		
<h3>3. Report Centre</h3>	Student Data Manager/Administrator																																																		
<ul style="list-style-type: none"> ○ Report 303 updates <ul style="list-style-type: none"> - added Foreign Nationality data report 	 <p>The screenshot shows the 'Foreign Nationality' report configuration page. The 'Foreign Nationality' checkbox is checked. Below the configuration are two buttons: 'On Screen Report' and 'Back'. A table titled 'Foreign Nationality' displays data for years Y07 to Y13, including a 'Sub Total' and percentage.</p> <table border="1" data-bbox="1070 1077 2042 1212"> <thead> <tr> <th>Foreign Nationality</th> <th>Y07</th> <th>Y08</th> <th>Y09</th> <th>Y10</th> <th>Y11</th> <th>Y12</th> <th>Y13</th> <th>Sub Total</th> <th>%</th> </tr> </thead> <tbody> <tr> <td>British</td> <td>38</td> <td>48</td> <td>53</td> <td>48</td> <td>45</td> <td>48</td> <td>41</td> <td>321</td> <td>26.5%</td> </tr> <tr> <td>Indian</td> <td>19</td> <td>12</td> <td>22</td> <td>17</td> <td>25</td> <td>20</td> <td>21</td> <td>136</td> <td>11.2%</td> </tr> <tr> <td>Canadian</td> <td>14</td> <td>14</td> <td>15</td> <td>15</td> <td>9</td> <td>18</td> <td>12</td> <td>97</td> <td>8.0%</td> </tr> <tr> <td>Australian</td> <td>26</td> <td>10</td> <td>11</td> <td>17</td> <td>16</td> <td>6</td> <td>10</td> <td>96</td> <td>7.9%</td> </tr> </tbody> </table>	Foreign Nationality	Y07	Y08	Y09	Y10	Y11	Y12	Y13	Sub Total	%	British	38	48	53	48	45	48	41	321	26.5%	Indian	19	12	22	17	25	20	21	136	11.2%	Canadian	14	14	15	15	9	18	12	97	8.0%	Australian	26	10	11	17	16	6	10	96	7.9%
Foreign Nationality	Y07	Y08	Y09	Y10	Y11	Y12	Y13	Sub Total	%																																										
British	38	48	53	48	45	48	41	321	26.5%																																										
Indian	19	12	22	17	25	20	21	136	11.2%																																										
Canadian	14	14	15	15	9	18	12	97	8.0%																																										
Australian	26	10	11	17	16	6	10	96	7.9%																																										

- add Nationality Particular's data report to support the EDB survey – Supplementary Form III (A) & (B). It allows Export the report to csv for further data formatting.

Data Section: * Gender Nationality
 Age In Year Foreign Nationality
 Language At Home Ethnicity
 LOTE Permanent Resident
 Medical Alert Medical Condition
 Living Region Nationality Particulars (by year group & resident status)

Nationality Particulars (by year group & resident status)

Export

Supplementary Form III(A)

Nationality	Y07	Y08	Y09	Y10	Y11	Y12	Y13	All Grades
American	19	11	11	16	15	11	9	92
Australian	26	10	11	17	16	6	10	96
Bangladeshi	0	1	0	0	0	0	1	2
Belgian	0	1	2	1	1	0	1	6
Brazilian	1	0	0	0	1	0	0	2

Supplementary Form III(B)

Nationality	HKPR	Student Visa	Dependant Visa	Others	No Input	Total
American	77	0	4	3	8	92
Australian	76	0	10	1	9	96
Bangladeshi	2	0	0	0	0	2
Belgian	6	0	0	0	0	6
Brazilian	2	0	0	0	0	2
British	256	0	25	5	35	321

4. Attendance Report

Attendnace Manager/Smart card support

- o Student / Staff swipe card report
- Admin > Attendance > Reports**

Updates the two Swipe Card Reports for school troubleshooting.

- add Maze key
- add reader ID
- show all records instead of the latest record

A	B	C	D	E
Reader	Maze Key	Student	Roll Gro	Swipe Card Time
5	AGRA000042	AGRA000042s, AGRA000042p	08M1	Aug 22 2018 08:11AM
5	BADR000003	BADR000003s, BADR000003p	08H1	Aug 22 2018 08:13AM
5	BARN000048	BARN000048s, BARN000048p	08S1	Aug 22 2018 07:28AM
5	CHAN004263	CHAN004263s, CHAN004263p	08S2	Aug 22 2018 08:11AM
5	COLV000008	COLV000008s, COLV000008p	08S2	Aug 22 2018 07:46AM

For school Gateway Manager / Administrator, please find the latest update including reported bug fixes on the Gateway eTicket system.